

SQUARE MARKER LIGHT FIXTURE

The Marker Lights by liniLED® (IP68) are the perfect tool to mark a route or location with, such as a roundabout or a pedestrian bridge/ area. The Marker Lights are available in round, square and triangle shapes (various sizes) in the colors: 2400K, 2700K, 3000K, 4000K, 6500K, RGB, Red, Green, Blue and Amber,

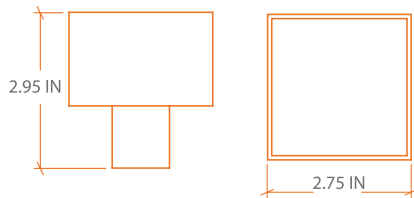
PRODUCT HIGHLIGHTS

- **BINNING:** ± 50K
- **CRI:** 90
- **IP RATING:** IP68
- **STARTER CABLE:** 6, 19 & 49FT
- **EXPECTED LIFETIME:** L70 > 50,000 hours
- **OPERATING TEMP:** - 40 ° F to 122 ° F
- **RATING:** ETL
- **HOUSING:** Aluminum
- **VOLTAGE:** 24v
- **WARRANTY:** 5 Years
- **DIMMABLE:** 0-10V, Triac, and Custom
- **BAA available, consult factory**

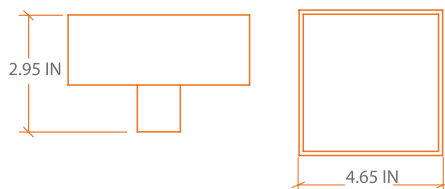
AVAILABLE COLORS

- Ultra Warm White 2400K
- Extra Warm White 2700K
- Warm White 3000K
- Cool White 3500K
- Natural White 4000K
- Cold White 6500K
- Custom

Small



Large



CHARACTERISTICS

Power	Small	Large	Dimming
Deco	0.2 W	0.4 W	0-10V, DMX, DALI
Power	0.9 W	1.8 W	
High Power	1.9 W	3.8 W	
RGB	1.5 W	3.0 W	

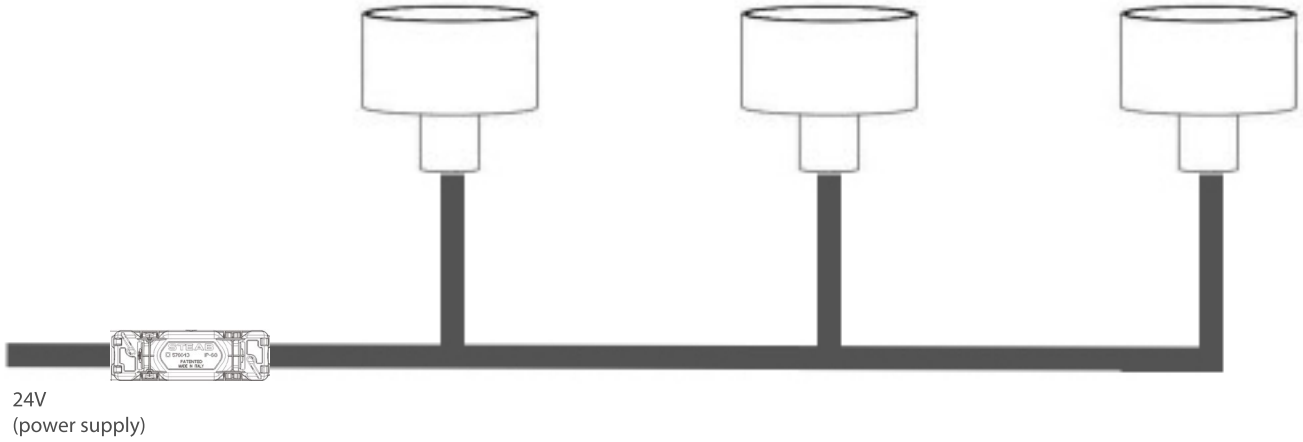
Notes:
Lumen calculated at 2700K, 25 degree. Max Run calculated with 4 ft fixtures

ORDERING CHART

Example: Marker-SS-24-68-SS

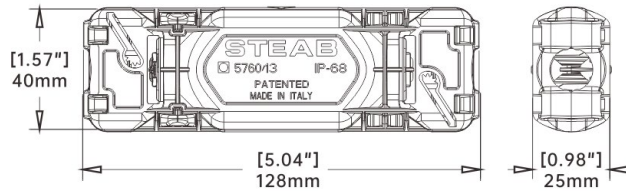
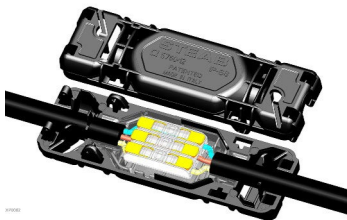
Product code	Shape		Color		Environment	Mounting	
Square Marker Marker Light	SS	Square Small	24	2400K	IP68 Outdoor	SS	Stainless Housing
	SL	Square Large	27	2700K		CU	Custom
	CU	Custom	30	3000K			
			35	3500K			
			40	4000K			
			65	6500K			
			RGB	RGB			
			CU	Custom			

POWER AND CONNECTION DIAGRAM



uro5760/13

Description: 2-Way Gel-Filled IP68 Waterproof 6-Pin Connector

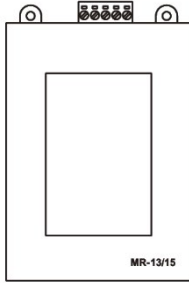


Round Housing Stainless




Small: Ø 4.33 x 3.75H IN
Medium: Ø 4.72 x 3.75H IN
Large: Ø 6.97 x 3.75H IN
 (Custom Heights on request)

SQUARE MARKER ACCESSORIES



Item: MR-WT25
Brand: MR Technology
Function: DMX Address Writer and Tester
Description: A portable, handheld device supporting DMX512 and RDM protocols, allowing for DMX channel programming, testing, and control with a USB Type-C power supply.



Item: DMXcat™
Brand: City Theatrical
Function: RDM Address Writer and Tester
Description: A compact, battery-powered tool for DMX and RDM control via Bluetooth, supporting DMX testing, RDM monitoring, and DIP switch configuration through a smartphone app.



Item: DXC-RGB-I-WI
Brand: Nicolaudie, Stick-DE3
Function: DMX Controller
Description: The Stick-DE3 is a compact DMX interface with 1024 DMX channels, offering scene storage and playback. It supports real-time clock, calendar with Sunrise/Sunset triggering.



LEDSCAPE OUTDOOR POWER SUPPLY

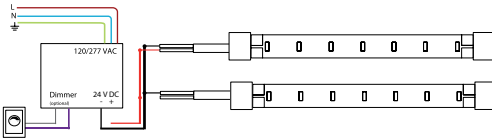
The LEDscape Series of Constant Voltage LED Drivers from offers both cETLus style enclosures. The enclosure has a built-in junction box on both the input and output. These drivers are IP68 and are suitable for all locations. With universal input voltage ranging from 120 to 277VAC, this series of drivers are designed for commercial, industrial and residential applications. Our 5in1 smooth flicker-free linear dimming down to 1% and a wide variety of compatible dimmers, including 0-10V, Magnetic and Low voltage.

PRODUCT HIGHLIGHTS

- **INPUT VOLTAGE:** 120/277 V
- **OUTPUT VOLTAGE:** Variable 18-25V
- **INPUT FREQUENCY:** 50/60 HZ
- **OPERATING TEMP:** -13°F – 104°F
- **DEGREE OF PROTECTION (IP):** IP68
- **DIMMABLE:** to 1%
- **CLASS 2:** All sizes
- **LOAD REQUIREMENTS:** 10%

Note: If using outdoor, verify contractor use included water and moisture tight enclosure. Not direct burial rated.

POWER AND CONNECTION DIAGRAM



POWER SUPPLY = Product Wattage X Length

24 Nominal supply voltage of LEDscape in Volt
Recommended MAC output of power supply 80%

To calculate MAX run distance from Power Supply to LED reference power drop chart : [Here](#).

CHARACTERISTICS

Power	Output Current	Efficiency	Power Factor	Dimensions
30W	1250mA	> 86%	>0.95	7.50" L X 3.62" W X 1.65"H
60W	2600mA	> 86%	>0.95	7.50" L X 3.62" W X 1.65"H
96W	4800mA	> 86%	>0.95	8.50" L X 3.66" W X 1.65"H
120W	5000mA	> 86%	>0.93	10.15" L X 4.85" W X 1.65"H
192W	8000mA	> 86%	>0.93	10.15" L X 4.85" W X 1.65"H
288W	8000mA	> 86%	>0.93	12.44" L X 4.85" W X 1.65" H
384W	16000mA	> 86%	>0.93	12.44" L X 4.85" W X 1.65" H

ORDERING CHART

NOTE: View additional options [here](#).

Ordering Example: PS-24-0-D3-60L-U

Series		Output Voltage		Environment		Dimming		Wattage		Voltage Input	
PS	Power supply	24	24V	0	Outdoor/Indoor	ND	Non Dimming	30L	10-30W	U	120/277V
						D3	5 in 1 Dimming	60L	31-60W		
								96L	61-96W		
								120L	97-120W		
								192L	121-192W		
								288L	193-288W		
								384L	289-384W		
								CUL	Custom Output		

DISCLAIMER: The information on these pages are as accurate as possible, however LEDscape or any reseller of LEDscape cannot be held liable for any damages resulting from errors or outdated information. LEDscape reserves the right to modify the information without informing the customers. Check for the latest version on the Internet, the most up to date information will be published on www.ledscape.com. Qualified and Licensed Electrical Contractor must install the product. This product should not be used in applications, devices or systems where incorrect operation of the product may result in personal injury (includes emergency lighting) without written permission from LEDscape. If nevertheless used in such applications, devices or systems LEDscape cannot be held liable for any resulting injury.