

MRCURVE CHANNEL IP40

MRCurve Channel – The perfect recessed lighting solution for both indoor and outdoor spaces. Use RGB, RGBW, Tunable White and Warm-Dim for any color changing need up to IP40, this channel offers a customizable brightness that suits any environment.

PRODUCT HIGHLIGHTS

- **BINNING:** ± 50K
- **CRI:** >90
- **EXPECTED LIFETIME:** L70 & 60,000 hours
- **OPERATING TEMP:** 22 °F – 131 °F (-30°C – 55°C)
- **RATING:** UL
- **OPERATING VOLTAGE:** 24 volt, constant voltage
- **WARRANTY:** 5 year
- **DIMENSIONS:** 2.36 in x 0.55 in
- **COLOR:** Silver, White, Black, Custom
- **MATERIAL:** Aluminum
- **FINISH:** Anodized

SERIES OPTIONS

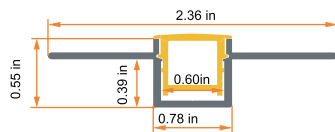
- COB
- PCB

LED CHARACTERISTICS

| Power | | Increments | Max Strip Length |
|----------|-----------|------------|------------------|
| PCB RGB | 4.40 w/ft | 3.94 in | 16 ft |
| PCB RGBW | 5.85 w/ft | 3.94 in | |
| PCB TWW | 4.40 w/ft | 3.28 in | |
| PCB TW | 6.50 w/ft | 3.28 in | |
| COB RGB | 4.40 w/ft | 0.98 in | |
| COB RGBW | 5.85 w/ft | 1.31 in | |
| COB TW | 4.85 w/ft | 1.09 in | |

Notes:

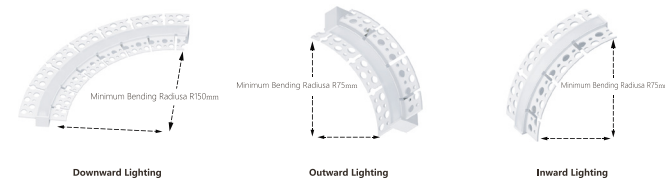

MAX. connection length between -20 °C and -30 °C is 8 FT Feet.
Lumen calculated at 2700K, please refer to individual data sheets if needed.
LEDscape reserves the right to modify the information above without notice.
Circuit with LEDscape Product must have surge protection to qualify for 5 year warranty.



AVAILABLE COLORS

- RGB/ RGBW
- TW 2700K-6000K
- Custom


CHARACTERISTICS



ORDERING CHART

Please specify whether you would like PCB or COB light strips to be used within your channel.

1




PCB Multi Horizontal & Vertical Bending

Example: 16 -FLEX-P-RGB

| Length | LED Stock Code | Series | | Color | |
|---|--------------------------------------|--------|-------------|---------------|--------------|
| | | PCB | Indoor IP40 | RGB | RGB |
| 16 ft <small>NOTE: Refer to Max Run lengths. If total exceeds, you will receive multiple pieces. Example: 30 ft = (2) 15 ft</small> | FLEX FLEX LED Strip | | | RGBW27 | RGBW 2700K |
| | | | | RGBW30 | RGBW 3000K |
| | | | | RGBW40 | RGBW 4000K |
| | | | | TWW | 1900-2700k |
| | | | | TW | 2700-6000K |
| | | | | CU | Custom Color |

Notes:
 1. FLEX-PCB to be shipped in 16ft reels
 2. Channel ships in 3.2FT, unless otherwise requested. Contractor to assemble in the field w/ LED strip.




COB Vertical Bending only

Example: 16-FLEX-COB-RGBW27

| Length | LED Stock Code | Series | | Color. | |
|---|--------------------------------------|--------|-------------|---------------|--------------|
| | | COB | Indoor IP40 | RGB | RGB |
| 16 ft <small>NOTE: Refer to Max Run lengths. If total exceeds, you will receive multiple pieces. Example: 30 ft = (2) 15 ft</small> | FLEX FLEX LED Strip | | | RGBW27 | RGBW 2700K |
| | | | | RGBW30 | RGBW 3000K |
| | | | | RGBW40 | RGBW 4000K |
| | | | | TW | 2700-6500K |
| | | | | CU | Custom Color |

Notes:
 1. FLEX-COB to be shipped in 16ft reels
 2. Channel ships in 3.2FT, unless otherwise requested. Contractor to assemble in the field w/ LED strip.

2



MRCURVE

| Extrusion | Color | | Lens | |
|---------------------------------|----------|--------|-----------|-------------|
| | S | White | D | Diffused |
| MRCurve Mud In | W | White | CU | Custom Lens |
| | B | Black | | |
| | C | Custom | | |

Notes:
 1. Channel ships in 3.2FT, unless otherwise requested.
 2. Contractor to assemble in the field w/ LED strip. Consult factory for pre-installed if required.



LEDSCAPE DMX POWER SUPPLIES

The LEDscape Series of Constant Voltage Class 2 LED Drivers from offers both cETLus style enclosures. The enclosure has a built-in junction box on both the input and output. These drivers are IP68 and are suitable for all locations. With universal input voltage ranging from 120 to 277VAC, this series of drivers are designed for commercial, industrial and residential applications. Our DMX RGBW smooth flicker-free linear dimming down to 1% with any DMX controller. RDM Protocol for ease of on-site programming.

PRODUCT HIGHLIGHTS

- **INPUT VOLTAGE:** 120/277 V
- **OUTPUT VOLTAGE:** Variable 18-25V
- **INPUT FREQUENCY:** 50/60 HZ
- **OPERATING TEMP:** -13°F – 104°F
- **PROTOCOL:** DMX512 RDM
- **DEGREE OF PROTECTION (IP):** IP68
- **DIMMABLE:** to 1%
- **CLASS 2:** All sizes
- **LOAD REQUIREMENTS:** 10%

Note: If using outdoor, verify contractor use included water and moisture tight enclosure. Not direct burial rated.

POWER AND CONNECTION DIAGRAM

POWER SUPPLY = Product Wattage X Length

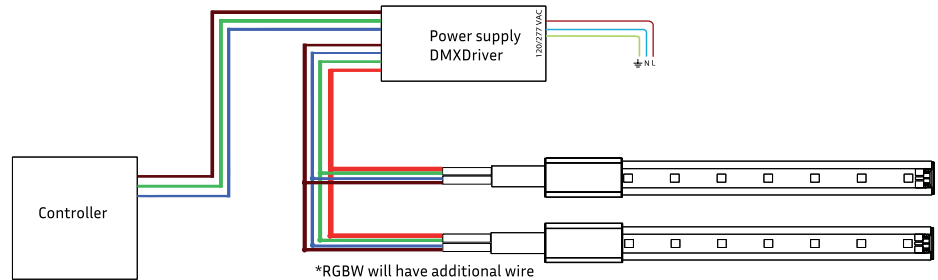
24 Nominal supply voltage of LEDscape in Volt
Recommended MAC output of power supply 80%

To calculate MAX run distance from Power Supply to LED reference power drop chart : [Here](#).

Note: If using outdoor, verify contractor use included water and moisture tight enclosure. Not direct burial rated.

CHARACTERISTICS

| Power | Output Current | Efficiency | Power Factor | Dimensions |
|-------|----------------|------------|--------------|------------------------------|
| 120W | 4100mA | > 95% | >0.95 | 9.50" L X 3.62" W X 1.65" H |
| 300W | 8200mA | > 95% | >0.95 | 12.5" L X 10.25" W X 1.81" H |



ORDERING CHART

NOTE: View additional options [here](#).


Ordering Example: PS-24-0-DMX-120-U

| Series | | Output Voltage | | Environment | | Dimming | | Wattage | | Voltage Input | |
|--------|--------------|----------------|-----|-------------|----------------|---------|---------|---------|---------------|---------------|----------|
| PS | Power Supply | 24 | 24V | 0 | Outdoor/Indoor | DMX | DMX 512 | 120 | 60-120W | U | 120/277V |
| | | | | | | | | 300 | 121-300W | | |
| | | | | | | | | CU | Custom Output | | |

Notes:

Power Supplies should still be in outdoor enclosure if direct buried application. LEDscape Lighting does NOT conduct start-up and/or programming. Advise to hire DMX professional if needed.

DISCLAIMER: The information on these pages are as accurate as possible, however LEDscape or any reseller of LEDscape cannot be held liable for any damages resulting from errors or outdated information. LEDscape reserves the right to modify the information without informing the customers. Check for the latest version on the Internet, the most up to date information will be published on www.ledscape.com. Qualified and Licensed Electrical Contractor must install the product. This product should not be used in applications, devices or systems where incorrect operation of the product may result in personal injury (includes emergency lighting) without written permission from LEDscape. If nevertheless used in such applications, devices or systems LEDscape cannot be held liable for any resulting injury.




LEDSCAPE DMX CONTROLLERS

LEDscape Wall Color Controller allows for smooth color control and dimming all in one. The Wall Mounted Version fits in a standard switch box. It operates with all DMX 512 Drivers and decoders. You can set up to 3 Zones per controller and does not have any preset settings. 12-36V compatible.

ORDERING CHART

Ordering Example: DXC-DMX-I-W

| Series | | Type | | Environment | | Control | |
|--------|----------------|------|---------|-------------|--------|---------|--------------|
| DXC | DMX Controller | DMX | DMX 512 | I | Indoor | W | Wall Mounted |



ADVANCED COLOR CONTROLLER

LEDscape Wall Color Controller by Nicolaudie is aimed at architectural lighting installations requiring an advanced level of programming (color changing effects, specific colors etc). The controller provides a clean and user-friendly panel. Featuring an on/off button, 6 scene buttons and a color wheel, the controller is ideal for hotels, homes and public environments.

With 1024 DMX channels, Wi-Fi for remote network control and scene calendar triggers USB programmable from a PC or Mac, up to 10 zone, 36 scenes can be stored within the controller and directly recalled via 6 touch sensitive buttons.

ORDERING CHART

Ordering Example: DXC-Pro-RGBW-I

| Series | | COLOR | | Environment | |
|---------|-----------------------------|-------|-----|-------------|--------|
| DXC-Pro | Professional DMX Controller | RGBW | RGB | I | Indoor |

LEDscape Lighting does NOT conduct start-up and/or programming. Advise to hire DMX professional if needed. The Pro DMX Controller does require programming on-site.

DISCLAIMER: The information on these pages are as accurate as possible, however LEDscape or any reseller of LEDscape cannot be held liable for any damages resulting from errors or outdated information. LEDscape reserves the right to modify the information without informing the customers. Check for the latest version on the Internet, the most up to date information will be published on www.ledscape.com. Qualified and Licensed Electrical Contractor must install the product. This product should not be used in applications, devices or systems where incorrect operation of the product may result in personal injury (includes emergency lighting) without written permission from LEDscape. If nevertheless used in such applications, devices or systems LEDscape cannot be held liable for any resulting injury.



LEDSCAPE CCT POWER SUPPLIES

The LEDscape Series of Constant Voltage Class 2 LED Drivers from offers both cETLus style enclosures. The enclosure has a built-in junction box on both the input and output. These drivers are IP68 and are suitable for all locations. With universal input voltage ranging from 120 to 277VAC, this series of drivers are designed for commercial, industrial and residential applications. Our smooth flicker-free linear dimming down to 1% with most Dimmers. Pick from Dim to Warm OR CCT Tunable.

PRODUCT HIGHLIGHTS

- **INPUT VOLTAGE:** 120/277 V
- **OUTPUT VOLTAGE:** Variable 18-25V
- **INPUT FREQUENCY:** 50/60 HZ
- **OPERATING TEMP:** -13°F – 104°F
- **CCT TUNABLE:** Triac, 0-10V
- **WARM DIM:** Triac, 0-10V
- **DEGREE OF PROTECTION (IP):** IP68
- **DIMMABLE:** to 1%
- **CLASS 2:** All sizes
- **LOAD REQUIREMENTS:** 10%

Note: If using outdoor, verify contractor use included water and moisture tight enclosure. Not direct burial rated.

POWER AND CONNECTION DIAGRAM

$$\text{POWER SUPPLY} = \text{Product Wattage} \times \text{Length} \times 120 \times \left[\frac{U \text{ Supply}}{24} \right]$$

OPTIONS:

U Set supply voltage of the power supply in Volt
24 Nominal supply voltage of LEDscape in Volt
Recommended MAC output of power supply 80%

To calculate MAX run distance from Power Supply to LED reference power drop chart : [Here](#).

Note: If using outdoor, verify contractor use included water and moisture tight enclosure. Not direct burial rated.

CHARACTERISTICS

| Power | Output Current | Efficiency | Power Factor | Dimensions |
|-------|----------------|------------|--------------|-----------------------------|
| 30W | 1250mA | > 96% | >0.95 | 7.50" L X 54.05" W X 1.65"H |
| 96W | 4800mA | > 96% | >0.95 | 8.50" L X 4.05" W X 1.65"H |
| 150W | 6100mA | > 86% | >0.95 | 12.15" L X 4.85" W X 1.65"H |

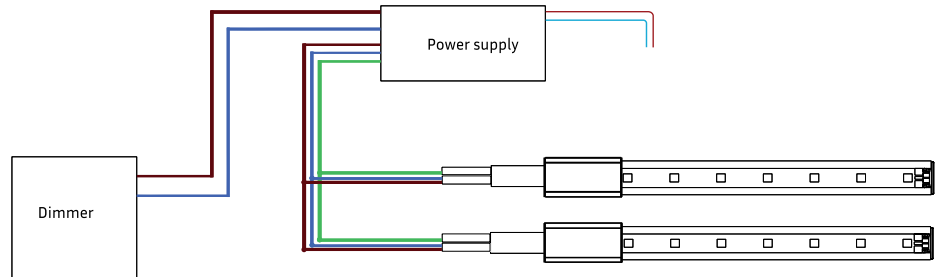


Illustration only, setup may differ. consult install instructions

ORDERING CHART

NOTE: View additional options [here](#).

Ordering Example: PS-24-0-CCT-60-U

| Series | | Output Voltage | | Environment | | Dimming | | Wattage | | Voltage Input | |
|--------|--------------|----------------|-----|-------------|----------------|---------|------------------------------|---------|---------------|---------------|----------|
| PS | Power Supply | 24 | 24V | 0 | Outdoor/Indoor | CCT | Tunable White & Warm Dimming | 30 | 30W | U | 120/277V |
| | | | | | | | | 96 | 31-96W | | |
| | | | | | | | | 150 | 97-150W | | |
| | | | | | | | | CU | Custom Output | | |

DISCLAIMER: The information on these pages are as accurate as possible, however LEDscape or any reseller of LEDscape cannot be held liable for any damages resulting from errors or outdated information. LEDscape reserves the right to modify the information without informing the customers. Check for the latest version on the Internet, the most up to date information will be published on www.ledscape.com. Qualified and Licensed Electrical Contractor must install the product. This product should not be used in applications, devices or systems where incorrect operation of the product may result in personal injury (includes emergency lighting) without written permission from LEDscape. If nevertheless used in such applications, devices or systems LEDscape cannot be held liable for any resulting injury.