



CURVE20 CHANNEL IP40

CU50 Channel – The perfect recessed lighting solution for both indoor and outdoor spaces. With an impressive LED output ranging from 200 to 1463 lumens per foot up to IP40, this channel offers a customizable brightness that suits any environment.

PRODUCT HIGHLIGHTS

- **BINNING:** ± 50K
- **CRI:** >90
- **EXPECTED LIFETIME:** L70 > 50,000 hours
- **OPERATING TEMP:** 22 °F – 131 °F (-30°C – 55°C)
- **RATING:** UL
- **OPERATING VOLTAGE:** 24 volt, constant voltage
- **WARRANTY:** 5 year
- **DIMENSIONS:** 0.78 in x 0.78 in
- **COLOR:** Silver, White, Black, Custom
- **MATERIAL:** Aluminum
- **FINISH:** Anodized

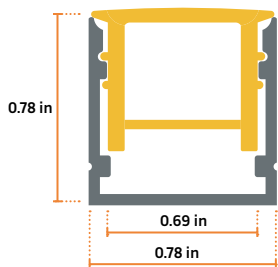
SERIES OPTIONS

- COB
- PCB

LED CHARACTERISTICS

Power		Increments	Max Strip Length
PCB P	1.32 w/ft	4.92 in	16 ft
PCB HP	2.20 w/ft	3.93 in	
PCB PH1	3.00 w/ft	2.46 in	
PCB PH2	4.00 w/ft	1.96 in	
PCB PH3	6.10 w/ft	1.31 in	
PCB PH4	4.40 w/ft	3.94 in	
PCB PH5	5.85 w/ft	3.94 in	
PCB Multi P	1.46 w/ft	1.97 in	
PCB Multi HP	2.82 w/ft	3.93 in	

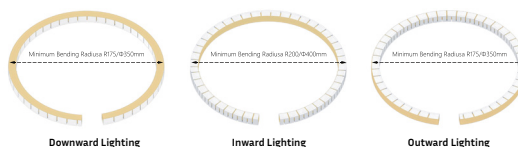

Notes:
 MAX. connection length between -20 °C and -30 °C is 8 FT Feet.
 Lumen calculated at 2700K, please refer to individual data sheets if needed.
 LEDscape reserves the right to modify the information above without notice.
 Circuit with LEDscape Product must have surge protection to qualify for 5 year warranty.



AVAILABLE COLORS

- 1900K
- 2400K
- 2700K
- 3000K
- 3500K
- 4000K
- 5000K
- 6500K
- CUSTOM

CHARACTERISTICS



ORDERING CHART

Please specify whether you would like PCB or COB light strips to be used within your channel.




1

PCB Vertical Bending ONLY

Example: 16 -FLEX-P-1.3-19

Length	LED Stock Code	Series		Output		Color			
		PCB	Indoor IP40						
16 ft <small>NOTE: Refer to Max Run lengths. If total exceeds, you will receive multiple pieces. Example: 30 ft = (2) 15 ft.</small>	FLEX FLEX LED Strip			1.3	200 lm/ft	19	1900K	65	6500K
				2.2	300 lm/ft	24	2400K	CU	Custom
				3.0	405 lm/ft	27	2700K		
				4.0	600 lm/ft	30	3000K		
				6.1	875 lm/ft	35	3500K		
				7.7	1125 lm/ft	40	4000K		
				10.5	1463 lm/ft	50	5000K		
				CU	Custom lm/ft				

Notes:
 1. FLEX-PCB to be shipped in 16ft reels.
 2. Channel ships in 3.2FT, unless otherwise requested. Contractor to assemble in the field w/ LED strip.



PCB Multi Horizontal & Vertical Bending

Example: 16-Flex-PCB-M-2.9-30

Length	LED Stock Code	Series		Output		Color.			
		PCB-M	Indoor IP40						
16 ft <small>NOTE: Refer to Max Run lengths. If total exceeds, you will receive multiple pieces. Example: 30 ft = (2) 15 ft.</small>	FLEX FLEX LED Strip			1.4	143 lm/ft	27	2700K	60	6000K
				2.9	283 lm/ft	30	3000K	CU	Custom
				CU	Custom	35	3500K		
						40	4000K		
						50	5000K		

Notes:
 1. FLEX-COB to be shipped in 16ft reels.
 2. Channel ships in 3.2FT, unless otherwise requested. Contractor to assemble in the field w/ LED strip.



2

CURVE20

Extrusion	Color		Lens	
Curve20 Curve Profile	S	Silver	D	Diffused
	W	White	CU	Custom Lens
	B	Black		
	CU	Custom		

Notes:
 1. Channel ships in 3.2FT, unless otherwise requested.
 2. Contractor to assemble in the field w/ LED strip. Consult factory for pre-installed if required.



LEDSCAPE OUTDOOR POWER SUPPLY

The LEDscape Series of Constant Voltage Class 2 LED Drivers from offers both cETLus style enclosures. The enclosure has a built-in junction box on both the input and output. These drivers are IP68 and are suitable for all locations. With universal input voltage ranging from 120 to 277VAC, this series of drivers are designed for commercial, industrial and residential applications. Our 5in1 smooth flicker-free linear dimming down to 1% and a wide variety of compatible dimmers, including 0-10V, Magnetic and Low voltage.

PRODUCT HIGHLIGHTS

- **INPUT VOLTAGE:** 120/277 V
- **OUTPUT VOLTAGE:** Variable 18-25V
- **INPUT FREQUENCY:** 50/60 HZ
- **OPERATING TEMP:** -13°F – 104°F
- **DEGREE OF PROTECTION (IP):** IP68
- **DIMMABLE:** to 1%
- **CLASS 2:** All sizes
- **LOAD REQUIREMENTS:** 10%

Note: If using outdoor, verify contractor use included water and moisture tight enclosure. Not direct burial rated.

POWER AND CONNECTION DIAGRAM



POWER SUPPLY = Product Wattage X Length

24 Nominal supply voltage of LEDscape in Volt
Recommended MAC output of power supply 80%

To calculate MAX run distance from Power Supply to LED reference power drop chart : [Here](#).

CHARACTERISTICS

Power	Output Current	Efficiency	Power Factor	Dimensions
30W	1250mA	> 86%	>0.95	7.50" L X 3.62" W X 1.65"H
60W	2600mA	> 86%	>0.95	7.50" L X 3.62" W X 1.65"H
96W	4800mA	> 86%	>0.95	8.50" L X 3.66" W X 1.65"H
120W (2x60 watt)	5000mA	> 86%	>0.93	10.15" L X 4.85" W X 1.65"H
192W (2x96 watt)	8000mA	> 86%	>0.93	10.15" L X 4.85" W X 1.65"H
288W (3x96 watt)	8000mA	> 86%	>0.93	12.44" L X 4.85" W X 1.65" H
384W (4x96 watt)	16000mA	> 86%	>0.93	12.44" L X 4.85" W X 1.65" H

ORDERING CHART

NOTE: View additional options [here](#).

Ordering Example: PS-24-O-D3-60-U

Series		Output Voltage		Environment		Dimming		Wattage		Voltage Input	
PS	Power supply	24	24V	0	Outdoor/Indoor	ND	Non Dimming	30	10-30W	U	120/277V
						D3	5 in 1 Dimming	60	31-60W		
								96	61-96W		
								120	97-120W		
								192	121-192W		
								288	193-288W		
								384	289-384W		
								CU	Custom Output		

DISCLAIMER: The information on these pages are as accurate as possible, however LEDscape or any reseller of LEDscape cannot be held liable for any damages resulting from errors or outdated information. LEDscape reserves the right to modify the information without informing the customers. Check for the latest version on the Internet, the most up to date information will be published on www.ledscape.com. Qualified and Licensed Electrical Contractor must install the product. This product should not be used in applications, devices or systems where incorrect operation of the product may result in personal injury (includes emergency lighting) without written permission from LEDscape. If nevertheless used in such applications, devices or systems LEDscape cannot be held liable for any resulting injury.