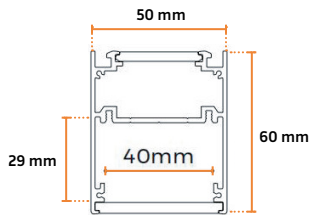


## CU50 CHANNEL IP40/IP65

CU50 Channel – The perfect recessed lighting solution for both indoor and outdoor spaces. Use RGB, RGBW, Tunable White and Warm-Dim for any color changing need up to IP67, this channel offers a customizable brightness that suits any environment.

### PRODUCT HIGHLIGHTS

- **BINNING:** ± 50K
- **CRI:** >90
- **EXPECTED LIFETIME:** L70 & 60,000 hours
- **OPERATING TEMP:** 22 °F – 131 °F (-30°C – 55°C)
- **RATING:** UL
- **OPERATING VOLTAGE:** 24 volt, constant voltage
- **WARRANTY:** 5 year
- **DIMENSIONS:** 50 mm x 60 mm
- **COLOR:** Silver, White, Black, Custom
- **MATERIAL:** Aluminum
- **FINISH:** Anodized
- **OPTIONAL ADDERS:** (not included)  
BAA, Factory assembled



### SERIES OPTIONS

- COB
- PCB

### LED CHARACTERISTICS

Power		Increments	Max Strip Length
PCB RGB	4.40 w/ft	3.94 in	16 ft
PCB RGBW	5.85 w/ft	3.94 in	
PCB TWW	4.40 w/ft	3.28 in	
PCB TW	6.50 w/ft	3.28 in	
COB RGB	4.40 w/ft	0.98 in	
COB RGBW	5.85 w/ft	1.31 in	
COB TW	4.85 w/ft	1.09 in	


**Notes:**  
 MAX. connection length between -20 °C and -30 °C is 8 FT Feet.  
 Lumen calculated at 2700K, please refer to individual data sheets if needed.  
 LEDscape reserves the right to modify the information above without notice.  
 Circuit with LEDscape Product must have surge protection to qualify for 5 year warranty.

### AVAILABLE COLORS

- RGB/ RGBW
- TW 2700K-6000K
- Custom

## ORDERING CHART

Please specify whether you would like PCB or COB light strips to be used within your channel.




### PCB

Example: 16-FLEX-P-RGB

Length	LED Stock Code	Series		Color	
		PCB	Indoor IP40	RGB	RGB
<b>16 ft</b> <small>NOTE: Refer to Max Run lengths. If total exceeds, you will receive multiple pieces. Example: 30 ft = (2) 15 ft</small>	<b>FLEX</b> <b>FLEX LED Strip</b>	T-PCB	Outdoor IP65	RGBW27	RGBW 2700K
				RGBW30	RGBW 3000K
				RGBW40	RGBW 4000K
				TWW	1900-2700k
				TW	2700-6000K
				CU	Custom Color

**Notes:**  
 1. FLEX-PCB to be shipped in 16ft reels, FLEX-T-PCB shipped per foot w/ factory connections  
 2. Channel ships in 3.2FT, unless otherwise requested. Contractor to assemble in the field w/ LED strip.



### COB

Example: 16-FLEX-COB-RGBW27

Length	LED Stock Code	Series		Color.	
		COB	Indoor IP40	RGB	RGB
<b>16 ft</b> <small>NOTE: Refer to Max Run lengths. If total exceeds, you will receive multiple pieces. Example: 30 ft = (2) 15 ft</small>	<b>FLEX</b> <b>FLEX LED Strip</b>	T-COB	Outdoor IP65	RGBW27	RGBW 2700K
				RGBW30	RGBW 3000K
				RGBW40	RGBW 4000K
				TW	2700-6500K
				CU	Custom Color

**Notes:**  
 1. FLEX-COB to be shipped in 16ft reels, FLEX-T-COB shipped per foot w/ factory connections.  
 2. Channel ships in 3.2FT, unless otherwise requested. Contractor to assemble in the field w/ LED strip.



### CU50 CURVE

Extrusion	Color		Lens		Mounting	
	S	W	D	CU	P	S
<b>CU50</b> <b>Curve 50</b>	Silver		Diffused		Pendant	
	White		Custom Lens		Surface	
	Black					
	Custom					

**Notes:**  
 1. Channel ships in 3.2FT, unless otherwise requested.  
 2. Contractor to assemble in the field w/ LED strip. Consult factory for pre-installed if required.



## LEDSCAPE DMX POWER SUPPLIES

The LEDscape Series of Constant Voltage Class 2 LED Drivers from offers both cETLus style enclosures. The enclosure has a built-in junction box on both the input and output. These drivers are IP68 and are suitable for all locations. With universal input voltage ranging from 120 to 277VAC, this series of drivers are designed for commercial, industrial and residential applications. Our DMX RGBW smooth flicker-free linear dimming down to 1% with any DMX controller. RDM Protocol for ease of on-site programming.

### PRODUCT HIGHLIGHTS

- **INPUT VOLTAGE:** 120/277 V
- **OUTPUT VOLTAGE:** Variable 18-25V
- **INPUT FREQUENCY:** 50/60 HZ
- **OPERATING TEMP:** -13°F – 104°F
- **PROTOCOL:** DMX512 RDM
- **DEGREE OF PROTECTION (IP):** IP68
- **DIMMABLE:** to 1%
- **CLASS 2:** All sizes
- **LOAD REQUIREMENTS:** 10%

Note: If using outdoor, verify contractor use included water and moisture tight enclosure. Not direct burial rated.

### POWER AND CONNECTION DIAGRAM

**POWER SUPPLY** = Product Wattage X Length

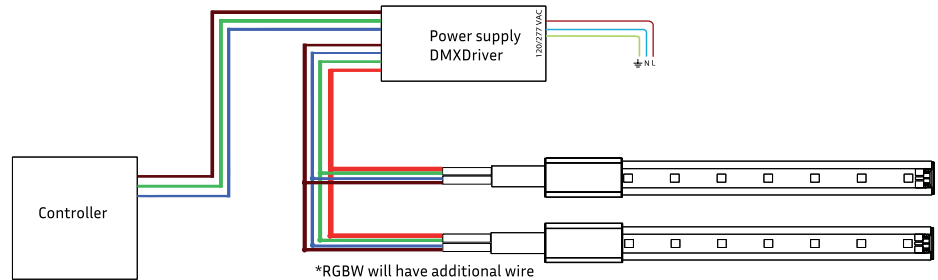
24 Nominal supply voltage of LEDscape in Volt  
Recommended MAC output of power supply 80%

To calculate MAX run distance from Power Supply to LED reference power drop chart : [Here](#).

Note: If using outdoor, verify contractor use included water and moisture tight enclosure. Not direct burial rated.

### CHARACTERISTICS

Power	Output Current	Efficiency	Power Factor	Dimensions
120W	4100mA	> 95%	>0.95	9.50" L X 3.62" W X 1.65" H
300W	8200mA	> 95%	>0.95	12.5" L X 10.25" W X 1.81" H



### ORDERING CHART

**NOTE:** View additional options [here](#).


**Ordering Example:** PS-24-0-DMX-120-U

Series		Output Voltage		Environment		Dimming		Wattage		Voltage Input	
PS	Power Supply	24	24V	0	Outdoor/Indoor	DMX	DMX 512	120	60-120W	U	120/277V
								300	121-300W		
								CU	Custom Output		

**Notes:**

Power Supplies should still be in outdoor enclosure if direct buried application. LEDscape Lighting does NOT conduct start-up and/or programming. Advise to hire DMX professional if needed.

**DISCLAIMER:** The information on these pages are as accurate as possible, however LEDscape or any reseller of LEDscape cannot be held liable for any damages resulting from errors or outdated information. LEDscape reserves the right to modify the information without informing the customers. Check for the latest version on the Internet, the most up to date information will be published on [www.ledscape.com](http://www.ledscape.com). Qualified and Licensed Electrical Contractor must install the product. This product should not be used in applications, devices or systems where incorrect operation of the product may result in personal injury (includes emergency lighting) without written permission from LEDscape. If nevertheless used in such applications, devices or systems LEDscape cannot be held liable for any resulting injury.




## LEDSCAPE DMX CONTROLLERS

LEDscape Wall Color Controller allows for smooth color control and dimming all in one. The Wall Mounted Version fits in a standard switch box. It operates with all DMX 512 Drivers and decoders. You can set up to 3 Zones per controller and does not have any preset settings. 12-36V compatible.

### ORDERING CHART

Ordering Example: DXC-DMX-I-W

Series		Type		Environment		Control	
DXC	DMX Controller	DMX	DMX 512	I	Indoor	W	Wall Mounted



## ADVANCED COLOR CONTROLLER

LEDscape Wall Color Controller by Nicolaudie is aimed at architectural lighting installations requiring an advanced level of programming (color changing effects, specific colors etc). The controller provides a clean and user-friendly panel. Featuring an on/off button, 6 scene buttons and a color wheel, the controller is ideal for hotels, homes and public environments.

With 1024 DMX channels, Wi-Fi for remote network control and scene calendar triggers USB programmable from a PC or Mac, up to 10 zone, 36 scenes can be stored within the controller and directly recalled via 6 touch sensitive buttons.

### ORDERING CHART

Ordering Example: DXC-Pro-RGBW-I

Series		COLOR		Environment	
DXC-Pro	Professional DMX Controller	RGBW	RGB	I	Indoor

LEDscape Lighting does NOT conduct start-up and/or programming. Advise to hire DMX professional if needed. The Pro DMX Controller does require programming on-site.

**DISCLAIMER:** The information on these pages are as accurate as possible, however LEDscape or any reseller of LEDscape cannot be held liable for any damages resulting from errors or outdated information. LEDscape reserves the right to modify the information without informing the customers. Check for the latest version on the Internet, the most up to date information will be published on [www.ledscape.com](http://www.ledscape.com). Qualified and Licensed Electrical Contractor must install the product. This product should not be used in applications, devices or systems where incorrect operation of the product may result in personal injury (includes emergency lighting) without written permission from LEDscape. If nevertheless used in such applications, devices or systems LEDscape cannot be held liable for any resulting injury.



## LEDSCAPE CCT POWER SUPPLIES

The LEDscape Series of Constant Voltage Class 2 LED Drivers from offers both cETLus style enclosures. The enclosure has a built-in junction box on both the input and output. These drivers are IP68 and are suitable for all locations. With universal input voltage ranging from 120 to 277VAC, this series of drivers are designed for commercial, industrial and residential applications. Our smooth flicker-free linear dimming down to 1% with most Dimmers. Pick from Dim to Warm OR CCT Tunable.

### PRODUCT HIGHLIGHTS

- **INPUT VOLTAGE:** 120/277 V
- **OUTPUT VOLTAGE:** Variable 18-25V
- **INPUT FREQUENCY:** 50/60 HZ
- **OPERATING TEMP:** -13°F – 104°F
- **CCT TUNABLE:** Triac, 0-10V
- **WARM DIM:** Triac, 0-10V
- **DEGREE OF PROTECTION (IP):** IP68
- **DIMMABLE:** to 1%
- **CLASS 2:** All sizes
- **LOAD REQUIREMENTS:** 10%

Note: If using outdoor, verify contractor use included water and moisture tight enclosure. Not direct burial rated.

### POWER AND CONNECTION DIAGRAM

**POWER SUPPLY** = Product Wattage X Length

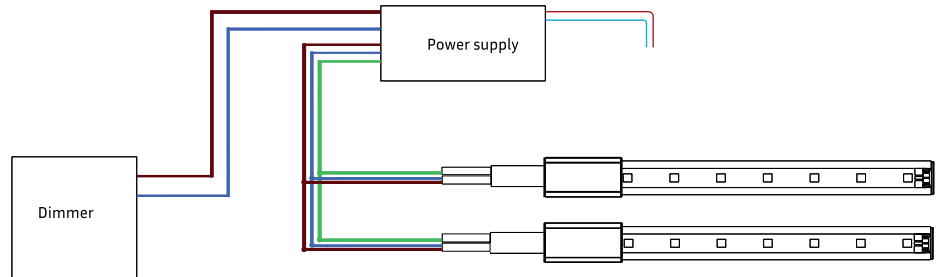
24 Nominal supply voltage of LEDscape in Volt  
Recommended MAC output of power supply 80%

To calculate MAX run distance from Power Supply to LED reference power drop chart : [Here](#).

Note: If using outdoor, verify contractor use included water and moisture tight enclosure. Not direct burial rated.

### CHARACTERISTICS

Power	Output Current	Efficiency	Power Factor	Dimensions
30W	1250mA	> 96%	>0.95	7.50" L X 54.05" W X 1.65"H
96W	4800mA	> 96%	>0.95	8.50" L X 4.05" W X 1.65"H
150W	6100mA	> 86%	>0.95	12.15" L X 4.85" W X 1.65"H



### ORDERING CHART

**NOTE:** View additional options [here](#).

**Ordering Example:** PS-24-0-CCT-60-U

Series		Output Voltage		Environment		Dimming		Wattage		Voltage Input	
PS	Power Supply	24	24V	0	Outdoor/Indoor	CCT	Tunable White & Warm Dimming	30	30W	U	120/277V
								96	31-96W		
								150	97-150W		
								CU	Custom Output		

**DISCLAIMER:** The information on these pages are as accurate as possible, however LEDscape or any reseller of LEDscape cannot be held liable for any damages resulting from errors or outdated information. LEDscape reserves the right to modify the information without informing the customers. Check for the latest version on the Internet, the most up to date information will be published on [www.ledscape.com](http://www.ledscape.com). Qualified and Licensed Electrical Contractor must install the product. This product should not be used in applications, devices or systems where incorrect operation of the product may result in personal injury (includes emergency lighting) without written permission from LEDscape. If nevertheless used in such applications, devices or systems LEDscape cannot be held liable for any resulting injury.