



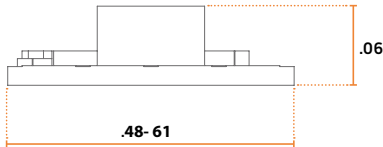
LEDSCAPE FLEX COB COLOR CHANGING IP20

The LEDscape COB LED strip (IP20) is a high quality, flexible LED strip equipped with 3M double sided tape. Thanks to its small dimensions the COB LED strip is ideal for usage in small (indoor) spaces.

PRODUCT HIGHLIGHTS

- **BINNING:** ±50K
- **CRI:** 90+
- **EXPECTED LIFETIME:** L70 > 50,000 hours
- **OPERATING TEMP:** 22°F – 131°F (-30°C – 55°C)
- **BENDING RADIUS:** 0.78 in
- **RATING:** UL
- **OPERATING VOLTAGE:** 24V, constant voltage
- **WARRANTY:** 5 year
- **FEATURES:** Dimmable, Plug & Play, Assorted colors, Accessories available, Effective heat dissipation, Excellent lumen/watt ratio, very flexible, custom output, custom colors.

*Not color chasing, illustration of RGBW only



CHARACTERISTICS

	Power	Dimensions	Length Inc. ¹	Max Run Length ²	Dimming
RGB	4.40 w/ft	0.48 x 0.06	0.98 in	16 ft	DMX
RGBW	5.85 w/ft	0.61 x 0.06	1.31 in		DMX, Warm-Dim, Tunable
TW	4.85 w/ft	0.48 x 0.06	1.09 in		

Notes:

- Length Increments:** Refers to the Strip's cuttable segments. Example: If 1ft Power (P), you will cut 9.84 in or 14.76 in.
- Max Run Length:** Refers to the Strip's total run length from connector to end, including interconnected lengths. Example: if you are ordering 60 ft of Power, you will need 4 EA 16 ft lengths.

MAX. connection length between -4°F and -22°F is 1/3 of listed above. Lumen calculated at 2700K, please request individual data sheets if needed. Circuits with LEDscape product must have surge protection to qualify for 5 year warranty. LEDscape reserves the right to modify the information above without notice.

AVAILABLE COLORS

- RGB/ RGBW
- TW 2700K-6000K
- Custom

ORDERING CHART

Example: 16-Flex-T-COB-RGB

Length	LED Stock Code	Series	Color	
			Code	Description
16 ft <small>NOTE: Refer to Max Run lengths. If total exceeds, you will receive multiple pieces. Example: 32 ft = (2) 16 ft</small>	FLEX LED Strip	COB Outdoor COB (IP20)	RGB	RGB
			RGBW27	RGBW 2700K
			RGBW30	RGBW 3000K
			RGBW40	RGBW 4000K
			TW	2700-6500K
			CU	Custom Color

Notes:

Product sold PER FOOT 16.4FT Reel. Stock code may differ from UL/ETL certification, consult factory if required.

CONNECTOR & ENDCAP




CONNECTOR SET

Part #: Flex-COB-Conn-RGB
 Part #: Flex-COB-Conn-RGBW
 Part #: Flex-COB-Conn-TW
 Cord Length: 6" in
 Degree of Protection: IP20



BOARD TO BOARD COUPLER

Part #: Flex-COB-C-CouplerRGB
 Part #: Flex-COB-C-CouplerRGBW
 Part #: Flex-COB-C-CouplerTW
 Cord Length: 6" in
 Degree of Protection: IP20



BOARD TO BOARD JUMPER

Part #: Flex-COB-C-JmpRGB
 Part #: Flex-COB-C-JmpRGBW
 Part #: Flex-COB-C-JmpTW
 Degree of Protection: IP20

POPULAR CHANNELS



WAVEY (WV)

Part #: 3-WV-S-D-CP
 Dim: 0.70 x 0.30
 Degree of Protection: IP40
 Output: 200-1463 lm/ft
 Spec sheet : [Here](#)



L20

Part #: 3-L20-S-D-C
 Dim: 0.79 x 0.75
 Degree of Protection: IP40
 Output: 200-600 lm/ft
 Spec sheet : [Here](#)



SURFACE SLIM S17

Part #: 3-S17-S-D-CP
 Dim: 0.80 x 0.40
 Degree of Protection: IP40
 Output: 200-1875 lm/ft
 Spec sheet : [Here](#)




GRAZER SG

Part #: 3-SG-S-NB-CP
 Dim: 0.67x 0.78
 Degree of Protection: IP40
 Output: 200-875 lm/ft
 Spec sheet : [Here](#)




STAIR INDIRECT SI29

Part #: 3-SI29-S-D-CP
 Dim: 3.07 x 1.02
 Degree of Protection: IP65
 Output: 200-875 lm/ft
 Spec sheet : [Here](#)



MUD-IN MR2

Part #: 3-MR2-S-NB-CP
 Dim: 2 x .8
 Degree of Protection: IP40
 Output: 200-823 lm/ft
 Spec sheet : [Here](#)



DESIGNER DR55

Part #: 3-DR55-S-D-CP
 Dim: 0.78 x 0.22
 Degree of Protection: IP40
 Output: 823 lm/ft
 Spec sheet : [Here](#)



ROUND CORNER RC16

Part #: 3-RC16-S-D-CP
 Dim: .63 x .63
 Degree of Protection: IP20-IP65
 Output: 200-875 lm/ft
 Spec sheet : [Here](#)

View all channel options [here](#).



LEDSCAPE DMX POWER SUPPLIES

The LEDscape Series of Constant Voltage Class 2 LED Drivers from offers both cETLus style enclosures. The enclosure has a built-in junction box on both the input and output. These drivers are IP68 and are suitable for all locations. With universal input voltage ranging from 120 to 277VAC, this series of drivers are designed for commercial, industrial and residential applications. Our DMX RGBW smooth flicker-free linear dimming down to 1% with any DMX controller. RDM Protocol for ease of on-site programming.

PRODUCT HIGHLIGHTS

- **INPUT VOLTAGE:** 120/277 V
- **OUTPUT VOLTAGE:** Variable 18-25V
- **INPUT FREQUENCY:** 50/60 HZ
- **OPERATING TEMP:** -13°F – 104°F
- **PROTOCOL:** DMX512 RDM
- **DEGREE OF PROTECTION (IP):** IP68
- **DIMMABLE:** to 1%
- **CLASS 2:** All sizes
- **LOAD REQUIREMENTS:** 10%

Note: If using outdoor, verify contractor use included water and moisture tight enclosure. Not direct burial rated.

POWER AND CONNECTION DIAGRAM

POWER SUPPLY = Product Wattage X Length

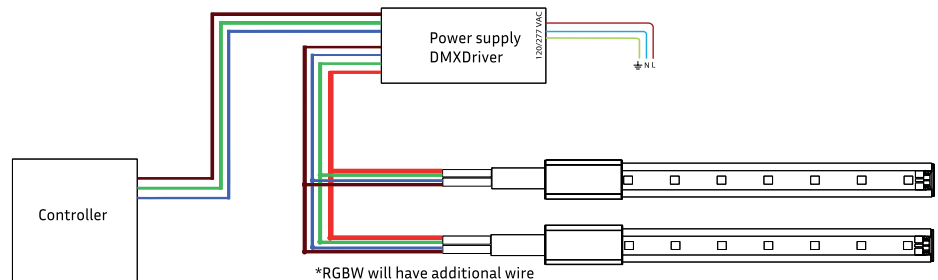
24 Nominal supply voltage of LEDscape in Volt
Recommended MAC output of power supply 80%

To calculate MAX run distance from Power Supply to LED reference power drop chart : [Here](#).

Note: If using outdoor, verify contractor use included water and moisture tight enclosure. Not direct burial rated.

CHARACTERISTICS

Power	Output Current	Efficiency	Power Factor	Dimensions
120W	4100mA	> 95%	>0.95	9.50" L X 3.62" W X 1.65" H
300W	8200mA	> 95%	>0.95	12.5" L X 10.25" W X 1.81" H



ORDERING CHART

NOTE: View additional options [here](#).


Ordering Example: PS-24-0-DMX-120-U

Series		Output Voltage		Environment		Dimming		Wattage		Voltage Input	
PS	Power Supply	24	24V	0	Outdoor/Indoor	DMX	DMX 512	120	60-120W	U	120/277V
								300	121-300W		
								CU	Custom Output		

Notes:

Power Supplies should still be in outdoor enclosure if direct buried application. LEDscape Lighting does NOT conduct start-up and/or programming. Advise to hire DMX professional if needed.

DISCLAIMER: The information on these pages are as accurate as possible, however LEDscape or any reseller of LEDscape cannot be held liable for any damages resulting from errors or outdated information. LEDscape reserves the right to modify the information without informing the customers. Check for the latest version on the Internet, the most up to date information will be published on www.ledscape.com. Qualified and Licensed Electrical Contractor must install the product. This product should not be used in applications, devices or systems where incorrect operation of the product may result in personal injury (includes emergency lighting) without written permission from LEDscape. If nevertheless used in such applications, devices or systems LEDscape cannot be held liable for any resulting injury.




LEDSCAPE DMX CONTROLLERS

LEDscape Wall Color Controller allows for smooth color control and dimming all in one. The Wall Mounted Version fits in a standard switch box. It operates with all DMX 512 Drivers and decoders. You can set up to 3 Zones per controller and does not have any preset settings. 12-36V compatible.

ORDERING CHART

Ordering Example: DXC-DMX-I-W

Series		Type		Environment		Control	
DXC	DMX Controller	DMX	DMX 512	I	Indoor	W	Wall Mounted



ADVANCED COLOR CONTROLLER

LEDscape Wall Color Controller by Nicolaudie is aimed at architectural lighting installations requiring an advanced level of programming (color changing effects, specific colors etc). The controller provides a clean and user-friendly panel. Featuring an on/off button, 6 scene buttons and a color wheel, the controller is ideal for hotels, homes and public environments.

With 1024 DMX channels, Wi-Fi for remote network control and scene calendar triggers USB programmable from a PC or Mac, up to 10 zone, 36 scenes can be stored within the controller and directly recalled via 6 touch sensitive buttons.

ORDERING CHART

Ordering Example: DXC-Pro-RGBW-I

Series		COLOR		Environment	
DXC-Pro	Professional DMX Controller	RGBW	RGB	I	Indoor

LEDscape Lighting does NOT conduct start-up and/or programming. Advise to hire DMX professional if needed. The Pro DMX Controller does require programming on-site.

DISCLAIMER: The information on these pages are as accurate as possible, however LEDscape or any reseller of LEDscape cannot be held liable for any damages resulting from errors or outdated information. LEDscape reserves the right to modify the information without informing the customers. Check for the latest version on the Internet, the most up to date information will be published on www.ledscape.com. Qualified and Licensed Electrical Contractor must install the product. This product should not be used in applications, devices or systems where incorrect operation of the product may result in personal injury (includes emergency lighting) without written permission from LEDscape. If nevertheless used in such applications, devices or systems LEDscape cannot be held liable for any resulting injury.



LEDSCAPE CCT POWER SUPPLIES

The LEDscape Series of Constant Voltage Class 2 LED Drivers from offers both cETLus style enclosures. The enclosure has a built-in junction box on both the input and output. These drivers are IP68 and are suitable for all locations. With universal input voltage ranging from 120 to 277VAC, this series of drivers are designed for commercial, industrial and residential applications. Our smooth flicker-free linear dimming down to 1% with most Dimmers. Pick from Dim to Warm OR CCT Tunable.

PRODUCT HIGHLIGHTS

- **INPUT VOLTAGE:** 120/277 V
- **OUTPUT VOLTAGE:** Variable 18-25V
- **INPUT FREQUENCY:** 50/60 HZ
- **OPERATING TEMP:** -13°F – 104°F
- **CCT TUNABLE:** Triac, 0-10V
- **WARM DIM:** Triac, 0-10V
- **DEGREE OF PROTECTION (IP):** IP68
- **DIMMABLE:** to 1%
- **CLASS 2:** All sizes
- **LOAD REQUIREMENTS:** 10%

Note: If using outdoor, verify contractor use included water and moisture tight enclosure. Not direct burial rated.

POWER AND CONNECTION DIAGRAM

$$\text{POWER SUPPLY} = \text{Product Wattage} \times \text{Length} \times 120 \times \left[\frac{U \text{ Supply}}{24} \right]$$

OPTIONS:

U Set supply voltage of the power supply in Volt
24 Nominal supply voltage of LEDscape in Volt
Recommended MAC output of power supply 80%

To calculate MAX run distance from Power Supply to LED reference power drop chart : [Here](#).

Note: If using outdoor, verify contractor use included water and moisture tight enclosure. Not direct burial rated.

CHARACTERISTICS

Power	Output Current	Efficiency	Power Factor	Dimensions
30W	1250mA	> 96%	>0.95	7.50" L X 54.05" W X 1.65"H
96W	4800mA	> 96%	>0.95	8.50" L X 4.05" W X 1.65"H
150W	6100mA	> 86%	>0.95	12.15" L X 4.85" W X 1.65"H

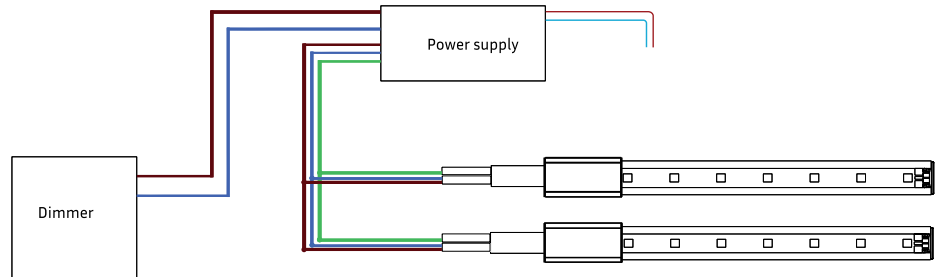


Illustration only, setup may differ. consult install instructions

ORDERING CHART

NOTE: View additional options [here](#).

Ordering Example: PS-24-0-CCT-60-U

Series		Output Voltage		Environment		Dimming		Wattage		Voltage Input	
PS	Power Supply	24	24V	0	Outdoor/Indoor	CCT	Tunable White & Warm Dimming	30	30W	U	120/277V
								96	31-96W		
								150	97-150W		
								CU	Custom Output		

DISCLAIMER: The information on these pages are as accurate as possible, however LEDscape or any reseller of LEDscape cannot be held liable for any damages resulting from errors or outdated information. LEDscape reserves the right to modify the information without informing the customers. Check for the latest version on the Internet, the most up to date information will be published on www.ledscape.com. Qualified and Licensed Electrical Contractor must install the product. This product should not be used in applications, devices or systems where incorrect operation of the product may result in personal injury (includes emergency lighting) without written permission from LEDscape. If nevertheless used in such applications, devices or systems LEDscape cannot be held liable for any resulting injury.